

正本製衣十編

~ 13

3734

4



書寫の春

春の書寫

13  
3734  
4

國負動

幕の  
大道具

令冊



三

Handwritten text in the upper left section, including a red-bordered box.





Handwritten text in the top right section of the right page, including the characters '日本'.

Handwritten text in the middle right section of the right page.

Handwritten text in the bottom right section of the right page.




Handwritten text in the top left section of the left page.


Handwritten text in the middle left section of the left page.

Handwritten text in the bottom left section of the left page.





Handwritten annotations in Japanese characters, likely describing the elements of the scene. The text is arranged in several columns, with some characters appearing to be in a specific dialect or style.



Handwritten annotations in Japanese characters, likely describing the elements of the scene. The text is arranged in several columns, with some characters appearing to be in a specific dialect or style.


Vertical text on the left margin of the first page.

Vertical text on the right margin of the second page.

Small vertical text on the left margin of the first page.

Small vertical text on the right margin of the second page.

Handwritten text in the top right corner of the left page.




Vertical columns of handwritten text on the left page, including a small diagram of a hand holding a pen.



Vertical columns of handwritten text on the right page, above the main illustration.



Vertical columns of handwritten text on the right page, below the main illustration.



Vertical Japanese text columns located below the illustration on the left page.

Vertical Japanese text columns at the top of the right page, above the illustration.



道仲形千 華

山本十八人

十五







Handwritten text in a cursive script, likely a form of Japanese calligraphy, surrounding the illustration on the right page. The text is arranged in vertical columns, with some lines crossing the top and bottom boundaries of the image area.



Handwritten text in a cursive script, likely a form of Japanese calligraphy, surrounding the illustration on the left page. The text is arranged in vertical columns, with some lines crossing the top and bottom boundaries of the image area.



Handwritten text in the top right section of the right page, likely a preface or introductory text.



Handwritten text in the bottom right section of the right page, providing commentary or a narrative for the illustration.

Handwritten text in the top left section of the left page, continuing the narrative or commentary.



Handwritten text in the bottom left section of the left page, providing commentary or a narrative for the illustration.



正本制衣十編

正本十編





本偶の背後に  
能後の肖像  
二世の画ハ  
那の傳小  
與也

正本十一










Handwritten text in a cursive script, likely a list or inventory, located at the top of the right page.



Handwritten text in a cursive script, likely a list or inventory, located at the bottom of the right page.

Handwritten text in a cursive script, likely a list or inventory, located at the top of the left page.



Handwritten text in a cursive script, likely a list or inventory, located at the bottom of the left page.

Handwritten text in a cursive script, likely a play script, located at the top of the right page.



Handwritten text in a cursive script, likely a play script, located at the bottom of the right page.

Handwritten text in a cursive script, likely a play script, located at the top of the left page.



Handwritten text in a cursive script, likely a play script, located at the bottom of the left page.





Handwritten text in a cursive script, likely a list of names or titles, located at the top of the right page.

Handwritten text in a cursive script, located in the middle section of the right page.



Handwritten text in a cursive script, located at the bottom of the right page.


Handwritten text in a cursive script, located at the top of the left page.

Handwritten text in a cursive script, located in the middle section of the left page.



Handwritten text in a cursive script, located at the bottom of the left page.

文政戊子新鑄標目



正本十八

關東小六廿日舞臺全十冊  
柳亭種彦作  
北尾重政画

桑山更紗團扇全四冊  
南仙舎楚滿入作

篠塚大郎英勇譚全六冊  
南仙舎楚滿入作

浦嶋太郎珠家土産全八冊  
南仙舎楚滿入作

廿日夕かき雛形初編六冊  
柳亭種彦作

友綾瀨讀都鳥全六冊  
柳亭種彦作

忍心笠時代時繪全四冊  
柳亭種彦作

新形草紙  
本問屋  
同馬喰町前百西宮新六合梓  
西村與八

Handwritten text in kuzushiji script, likely a list of titles or descriptions corresponding to the items on the left page. The text is arranged in several columns and includes various characters and symbols.



正本十八

壬午制茶室上編

上編

大國皇系ありしとありあ  
春より續なき種彦彦能  
國貞画として奉り質入の

その春

西村板



編  
 拾  
 上長  
 東園  
 園の  
 西  
 合冊  
 國貞画

拾

編



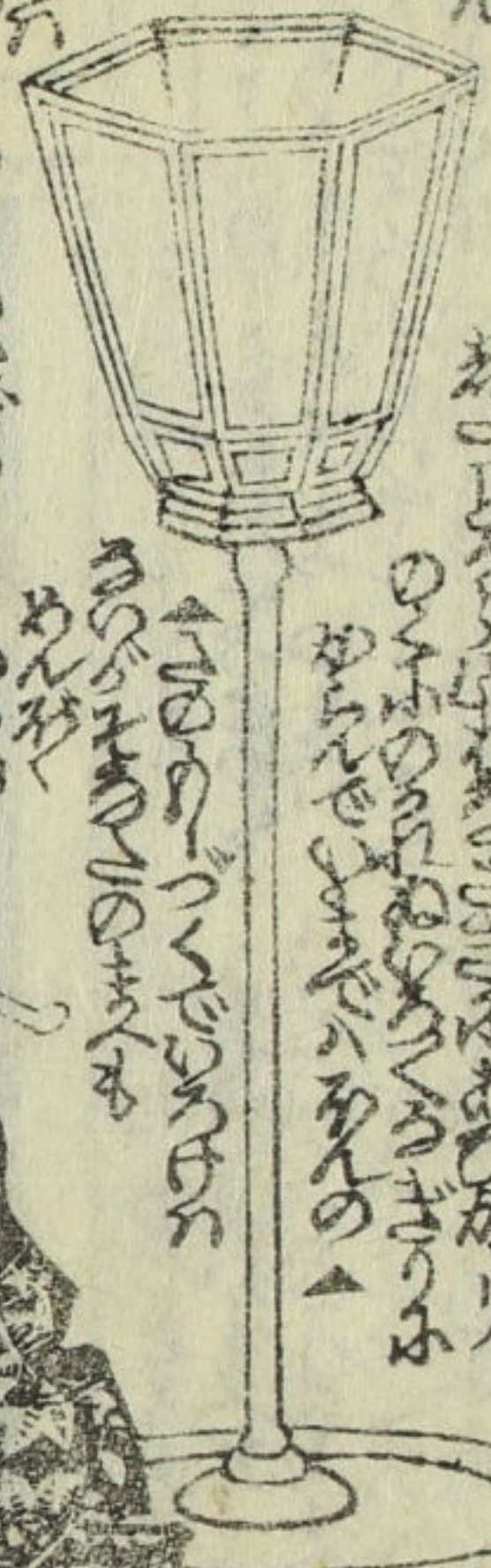
國貞画  
 合冊

國貞画  
 合冊

正本十八



Handwritten text in the top right margin, including the characters '五本十八'.




Main handwritten text on the right page, written in vertical columns. Includes the characters '五本十八'.



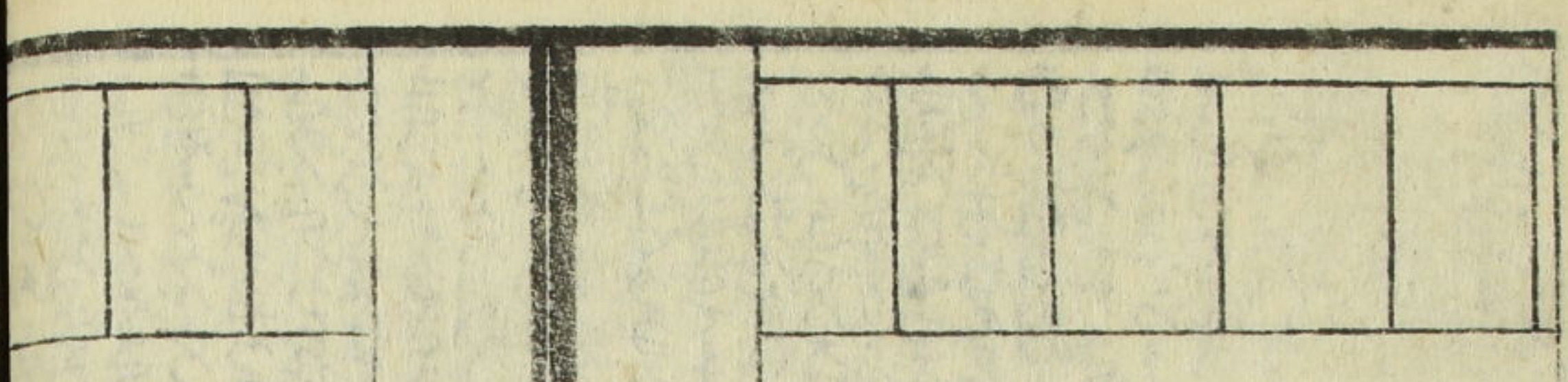
Main handwritten text on the left page, written in vertical columns.







Handwritten Japanese text in vertical columns, interspersed with the illustration. The text includes names like 'おきく' (Okiku) and 'おきく' (Okiku) and other characters.




Handwritten Japanese text in vertical columns, interspersed with the illustration. The text includes names like 'おきく' (Okiku) and 'おきく' (Okiku) and other characters.











此の如きものも  
 多く見ゆべし  
 此の如きものも  
 多く見ゆべし  
 此の如きものも  
 多く見ゆべし



此の如きものも  
 多く見ゆべし  
 此の如きものも  
 多く見ゆべし  
 此の如きものも  
 多く見ゆべし


此の如きものも  
 多く見ゆべし  
 此の如きものも  
 多く見ゆべし  
 此の如きものも  
 多く見ゆべし

此の如きものも  
 多く見ゆべし  
 此の如きものも  
 多く見ゆべし  
 此の如きものも  
 多く見ゆべし



五本十八

Handwritten text in vertical columns at the top of the right page, likely a preface or introductory text.



Handwritten text in vertical columns at the bottom of the right page, likely a postscript or concluding text.

Handwritten text in vertical columns at the top of the left page, likely a preface or introductory text.



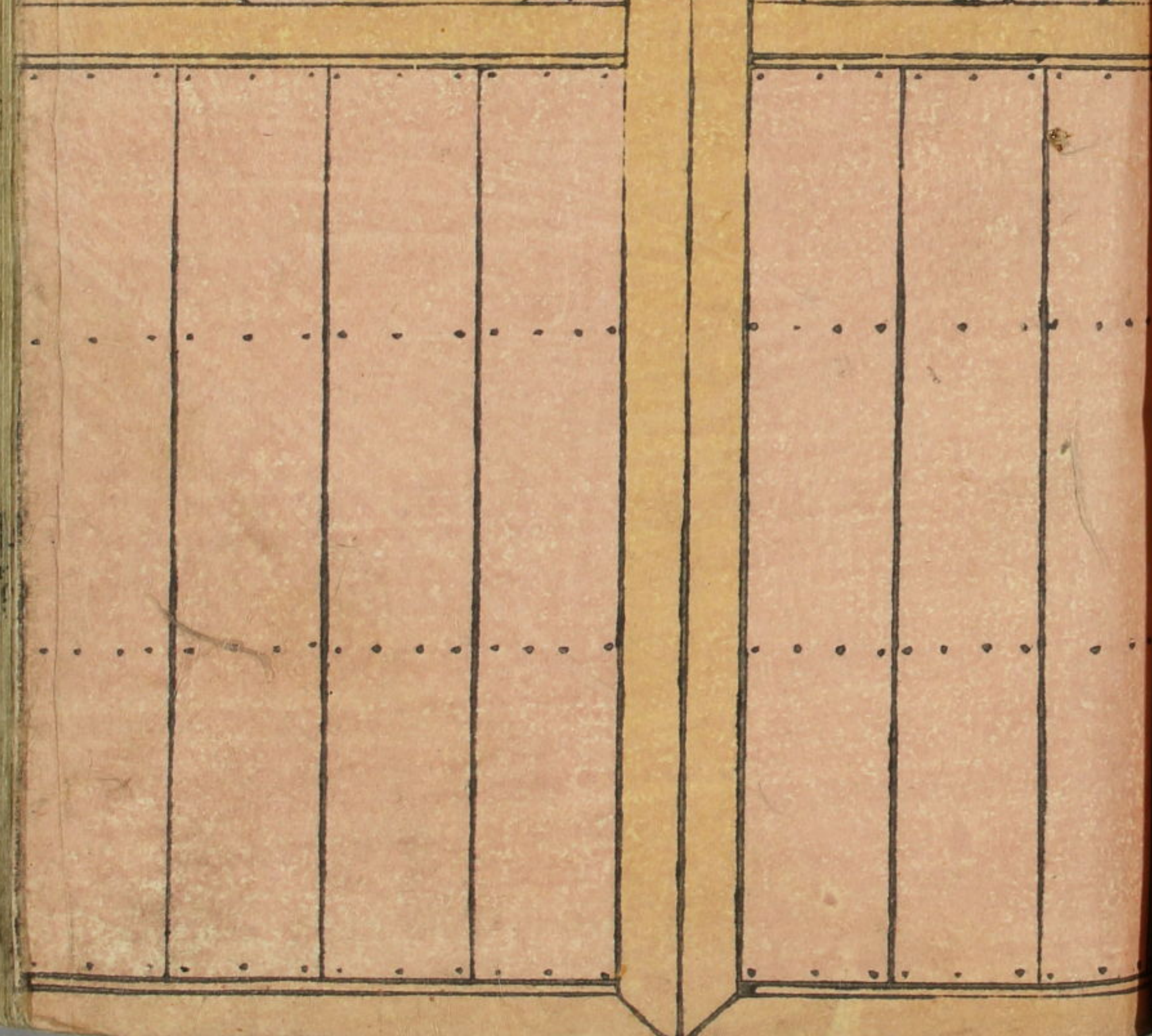
Handwritten text in vertical columns at the bottom of the left page, likely a postscript or concluding text.



五本十八

五本製巻書士編 下冊

徳之津重因南の候  
國守の宿直七條の候  
幕おのの候と取組奉  
也覚命  
西村



大改己丑春

# 正本製衣十編

子の春より續狂言  
幕たちり大道真

柳亭種彦作  
歌川國貞画

下の  
みぢ屋  
主人



三

三十一

十一







Handwritten text in the top left corner of the right page, including the characters 'SANTON' and 'WATER'.



Handwritten text in the bottom right corner of the right page, including the characters 'SANTON' and 'WATER'.

Handwritten text in the top left corner of the left page, including the characters 'SANTON' and 'WATER'.



Handwritten text in the bottom right corner of the left page, including the characters 'SANTON' and 'WATER'.

Handwritten text in a cursive script, likely a play script, located at the top of the right page.



Handwritten text in a cursive script, likely a play script, located to the right of the illustration on the right page.

Handwritten text in a cursive script, likely a play script, located at the bottom of the right page.

Handwritten text in a cursive script, likely a play script, located at the top of the left page.



Handwritten text in a cursive script, likely a play script, located at the bottom of the left page.

正本十一  
 下二のうらみは...  
 正本十一  
 下二のうらみは...

正本十一  
 下二のうらみは...



正本十一  
 下二のうらみは...

正本十一  
 下二のうらみは...

正本十一  
 下二のうらみは...







Handwritten text in the upper right section of the right page, likely serving as a title or introductory text for the illustration.



Handwritten text in the lower right section of the right page, possibly a commentary or a specific title for the scene.

Handwritten text in the upper left section of the left page, likely serving as a title or introductory text for the illustration.



Handwritten text in the lower left section of the left page, possibly a commentary or a specific title for the scene.

Vertical handwritten text on the left edge of the left page.

Vertical handwritten text on the left edge of the left page.

Small rectangular stamp or mark at the bottom left of the left page.







正本製衣十二編

上册

種彦作  
國貞画

永壽

堂

梓行



新白粉

新白粉

新白粉



新白粉


新白粉

新白粉

文政十四年

辛卯春新彫





正本製十二編上冊  
 最年より後程言  
 大の揚屋の法大道具  
 大付掛國貞画  
 わらじの種屋  
 春本  
 西むら

十二編

五十二

歌舞

當卯春

あまのやうき  
 みへん



國貞画


長堤下道の段

西村



正本

五十二



大正  
二年  
正月  
二日



正  
二  
日

木偶がりの  
道具を  
舞臺の  
横より  
見る  
圖



Handwritten text in a cursive script, likely Japanese, located at the top of the right page.



Handwritten text in a cursive script, likely Japanese, located at the bottom of the right page, surrounding the illustration.

Handwritten text in a cursive script, likely Japanese, located at the top of the left page.





Handwritten text in a cursive script, likely Japanese, located at the bottom of the left page, surrounding the illustration.










Handwritten Japanese text in kuzushiji script, located below the illustration of the two men.

正本十二編



Handwritten Japanese text in kuzushiji script, located below the illustration of the two women.

正本十二編

Handwritten text in a cursive script, likely a form of shorthand or a specific dialect, located at the top of the left page.



Handwritten text in a cursive script, likely a form of shorthand or a specific dialect, located at the bottom of the left page.

山本十二郎

Handwritten text in a cursive script, likely a form of shorthand or a specific dialect, located at the top of the right page.



Handwritten text in a cursive script, likely a form of shorthand or a specific dialect, located at the bottom of the right page.

Handwritten text in a cursive script, likely a diary or journal entry, located at the top of the left page.



Handwritten text in a cursive script, located at the bottom of the left page, below the illustration.

Handwritten text in a cursive script, located at the top of the right page.




Handwritten text in a cursive script, located at the bottom of the right page, below the illustration.



國貞画種彦作  
此は、國貞の画種彦作の目録である。...

# 國貞画種彦作



友道耕筆  
此の目録は、國貞の画種彦作の目録である。...

## 東部書林永壽堂新鐫目錄

神田養正翁作文

雅俗用文 全一册

深川文仙堂書

今様節杖掻離形 全三册

前北齋為画

盆画獨藝古 全一册

月花水女著

還魂紙料 古画古圖 二册出版

御手紙之文吉後集 流

蓮池堂先生書 中本一册

此の目録は、東部書林永壽堂の新鐫目錄である。...



種彦  
作貞  
國貞  
画貞

正本製衣十二編

下冊







Handwritten text in the upper right section of the right page, written in a cursive style.



Handwritten text in the lower right section of the right page, including a signature and date.

Handwritten text in the upper left section of the left page.

Handwritten text in the middle left section of the left page.



Handwritten text in the lower left section of the left page.








Handwritten text in a cursive script, likely a form of shorthand or a specific dialect, located at the top of the left page.



Handwritten text at the bottom of the left page, continuing the script from the top.


Handwritten text at the top of the right page, above the main illustration.



Handwritten text at the bottom of the right page, below the main illustration.

Handwritten text in the top right corner of the right page, including the characters '正本十二編'.

Handwritten text in the top left corner of the right page, including the characters '正本十二編'.



Handwritten text in the bottom right corner of the right page.

Handwritten text in the bottom left corner of the right page.

Handwritten text in the top right corner of the left page.

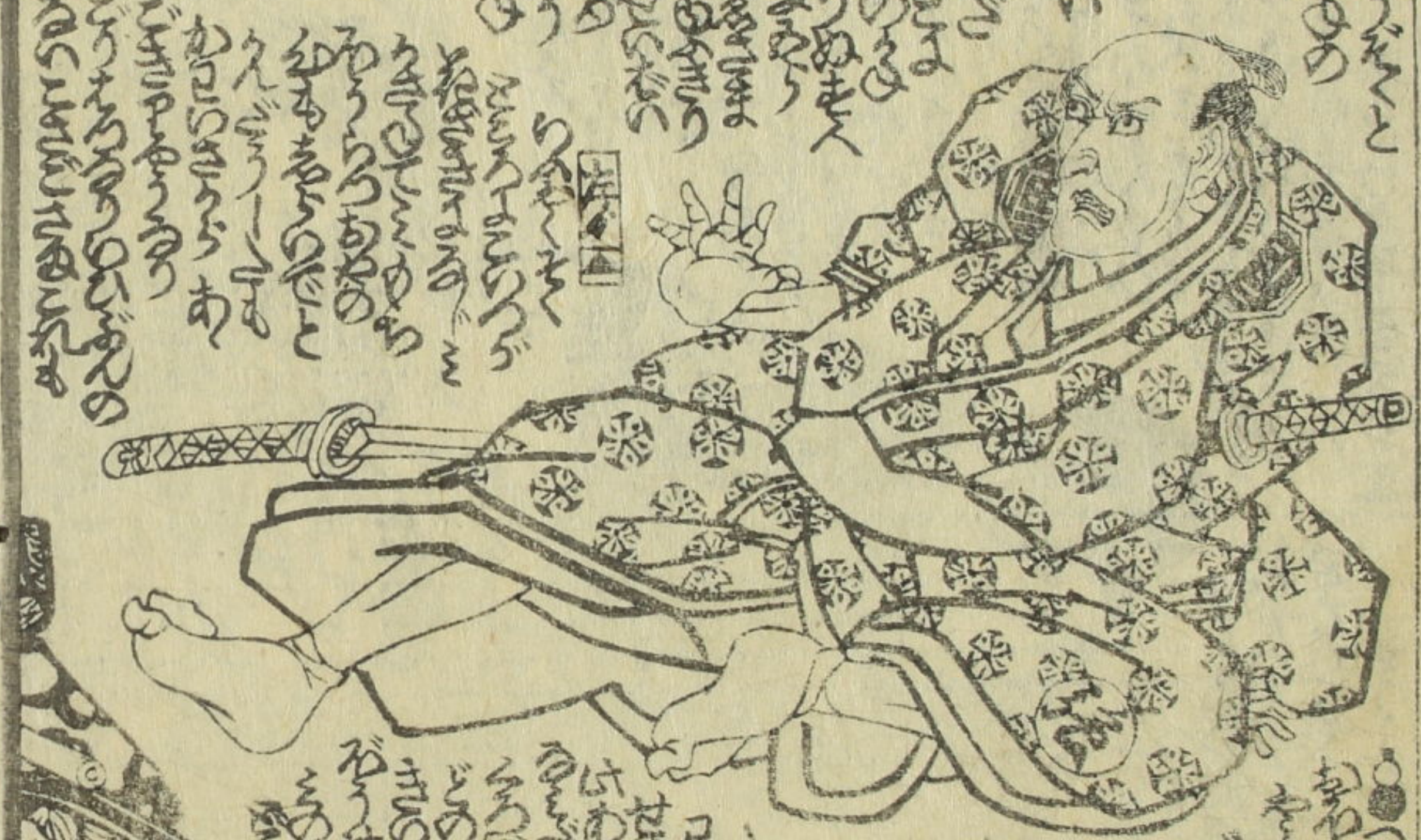


Handwritten text in the bottom right corner of the left page.

Handwritten text in the bottom left corner of the left page.



Handwritten text in a cursive script, likely a historical or administrative record, located at the top of the right page.




Handwritten text in a cursive script, continuing the narrative or record from the top of the page, located at the bottom of the right page.

Handwritten text in a cursive script, located at the top of the left page, above the illustrations.



Handwritten text in a cursive script, located at the bottom of the left page, below the illustrations.






Vertical Japanese text in the upper left corner of the illustration.

Vertical Japanese text in the lower left corner of the illustration.

Vertical Japanese text in the lower right corner of the illustration.



Vertical Japanese text on the right side of the illustration.

Vertical Japanese text in the lower right corner of the illustration.





