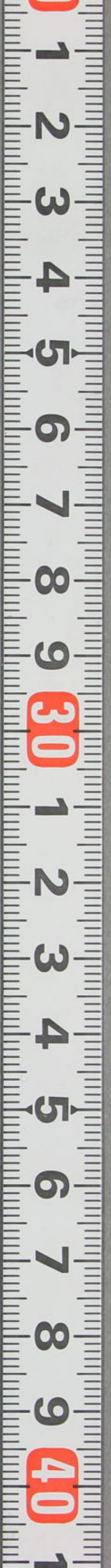


~ 13  
3706  
18





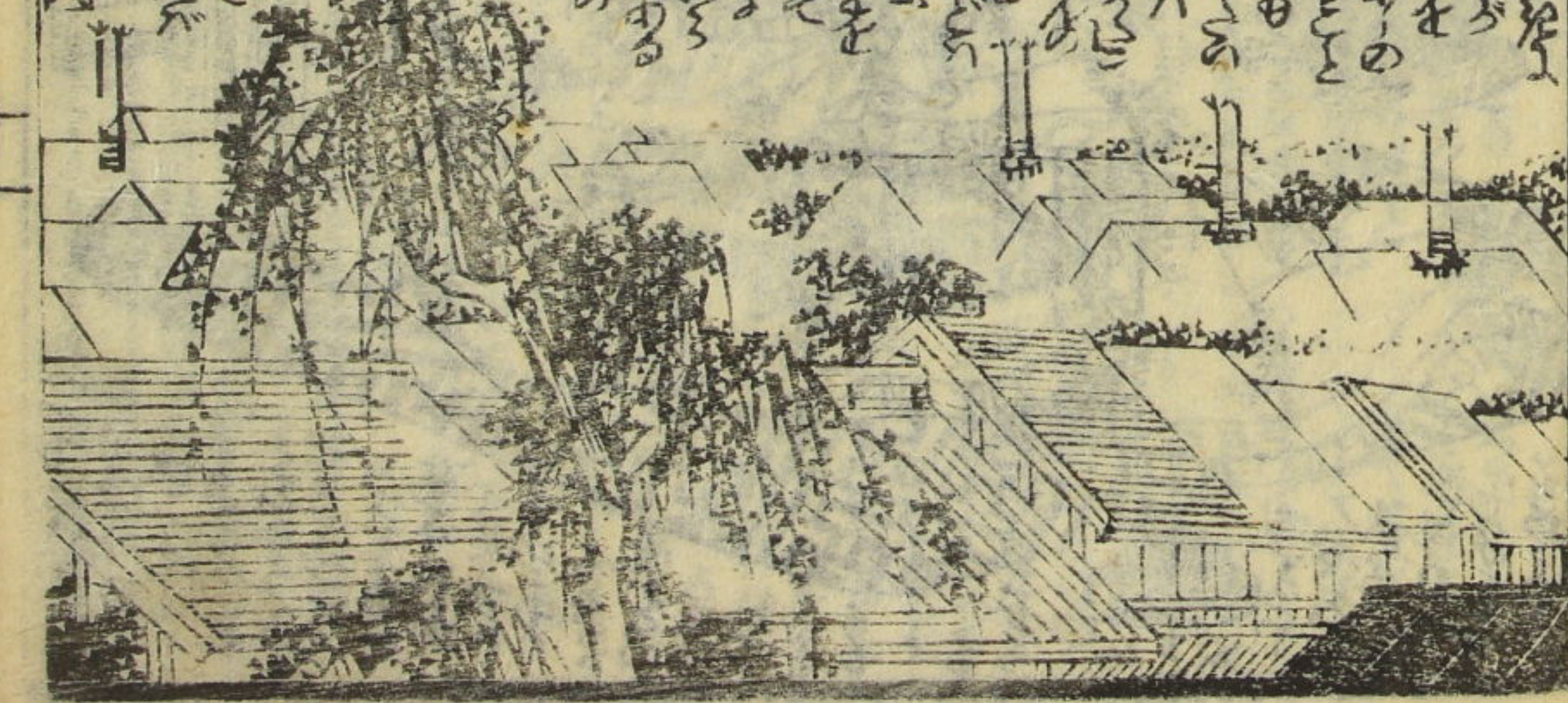
門へ13  
號 3706  
卷 18



Handwritten Japanese calligraphy in black ink, positioned over the lotus illustration. The characters are written in a cursive style. From top to bottom, the characters appear to be: 花 (flower), 子 (child), 子 (child), 子 (child), 子 (child), 子 (child), 子 (child), 子 (child), 子 (child), 子 (child). There are also some smaller characters and symbols interspersed, including a circled character and a tilde-like symbol.




Two columns of handwritten Japanese text in black ink, located in the middle section of the page. The text is written in a cursive style and appears to be a continuation of the text from the adjacent page. The characters are densely packed and flow from right to left across the page.





Handwritten text at the top of the page, likely a title or introductory text, written in a vertical column.



Handwritten text at the bottom left of the page, continuing the narrative or providing commentary.

Handwritten text at the bottom right of the page, continuing the narrative or providing commentary.




Handwritten text in the top margin of the left page, including the word "Scene" and other illegible characters.





Handwritten text in the bottom margin of the left page, including the word "Scene" and other illegible characters.

Handwritten text in the top margin of the right page, including the word "Scene" and other illegible characters.



Handwritten text in the bottom margin of the right page, including the word "Scene" and other illegible characters.





Handwritten text at the top of the left page, including characters like 春 (Spring) and 日 (Day).

Handwritten text at the top of the right page, including characters like 春 (Spring) and 日 (Day).

Handwritten text in the upper middle section of the left page, describing the scene.

Handwritten text in the upper middle section of the right page, describing the scene.

Handwritten text in the lower middle section of the left page, describing the scene.

Handwritten text in the lower middle section of the right page, describing the scene.

Handwritten text in the bottom section of the left page, describing the scene.

Handwritten text in the bottom section of the right page, describing the scene.





あんな  
よー  
を全

あんな  
よー  
を全  
あんな  
よー  
を全  
あんな  
よー  
を全  
あんな  
よー  
を全




あんな  
よー  
を全  
あんな  
よー  
を全  
あんな  
よー  
を全

あんな  
よー  
を全  
あんな  
よー  
を全  
あんな  
よー  
を全

あんな  
よー  
を全  
あんな  
よー  
を全  
あんな  
よー  
を全  
あんな  
よー  
を全





サトウチヨウ  
アノニヒ  
サトウチヨウ  
アノニヒ

サトウチヨウ  
アノニヒ  
サトウチヨウ  
アノニヒ

サトウチヨウ  
アノニヒ  
サトウチヨウ  
アノニヒ



サトウチヨウ  
アノニヒ  
サトウチヨウ  
アノニヒ



サトウチヨウ  
アノニヒ  
サトウチヨウ  
アノニヒ

サトウチヨウ  
アノニヒ  
サトウチヨウ  
アノニヒ

サトウチヨウ  
アノニヒ  
サトウチヨウ  
アノニヒ









Vertical column of Japanese text on the left side of the top half of the page, likely identifying the figures in the illustration.

Vertical column of Japanese text on the left side of the bottom half of the page, continuing the identification of figures or providing commentary.

Vertical column of Japanese text on the right side of the top half of the page, providing further details or context for the scene.

Vertical column of Japanese text on the right side of the bottom half of the page, continuing the commentary or identification.





Handwritten text in a cursive script, likely a form of Chinese or Japanese, located in the upper right quadrant of the left page.


Handwritten text in a cursive script, located in the lower right quadrant of the left page.



Handwritten text in a cursive script, located in the upper right quadrant of the right page.

Handwritten text in a cursive script, located in the lower right quadrant of the right page.







# 爲永春水作

Handwritten text in the top left corner, likely a preface or introductory notes.

Handwritten text in the top middle section, surrounding the illustration.



Handwritten text in the middle right section, continuing the commentary or lyrics.

Handwritten text in the bottom right section, including the signature '紅英堂' and '白'.

# 梅蝶樓國貞画

Handwritten text in the top left of the lower page, possibly a title or author's name.

Handwritten text in the top middle of the lower page.

Handwritten text in the middle left of the lower page.

Handwritten text in the middle middle of the lower page.

Handwritten text in the bottom left of the lower page.

Handwritten text in the bottom middle of the lower page.

Handwritten text in the bottom right of the lower page.

Handwritten text in the bottom right of the lower page.

Handwritten text in the top left of the lower page.

Handwritten text in the top middle of the lower page.

Handwritten text in the middle left of the lower page.

Handwritten text in the middle middle of the lower page.

鳥屋吉蔵板



