

投寄興の法程







環速扇  
大阪市西區一丁目  
久保田扇舗製  
電話南三三三番

投扇典の仕様  
障子方を表すの中程に  
十三箇の扇を  
扇を可圓の形に  
已一十一年の日記に  
種は二種  
一は一丈  
障子の二扇を  
方あり  
扇の二種を  
注記あり







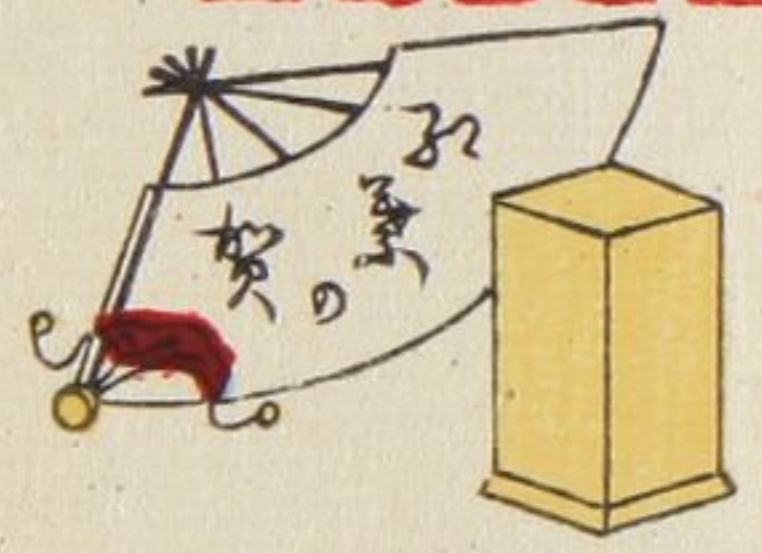




目十一



目




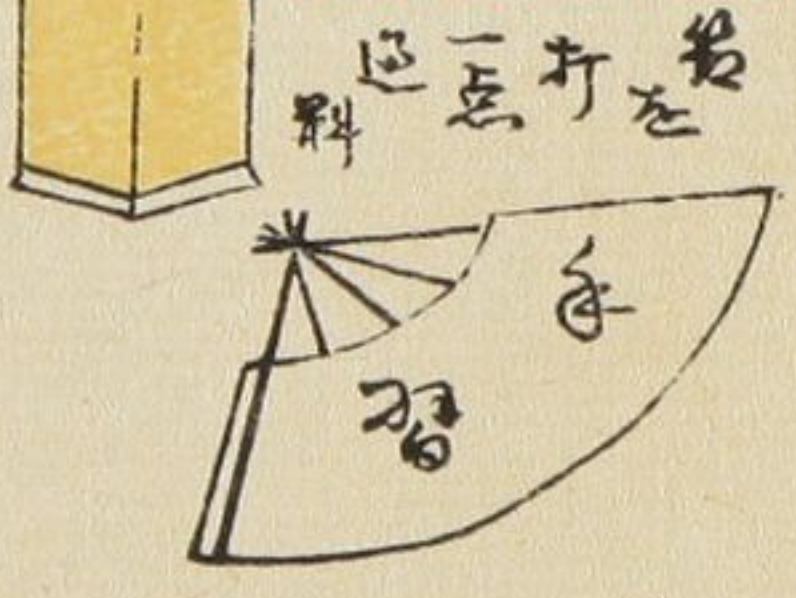

五十五



八十五




十五



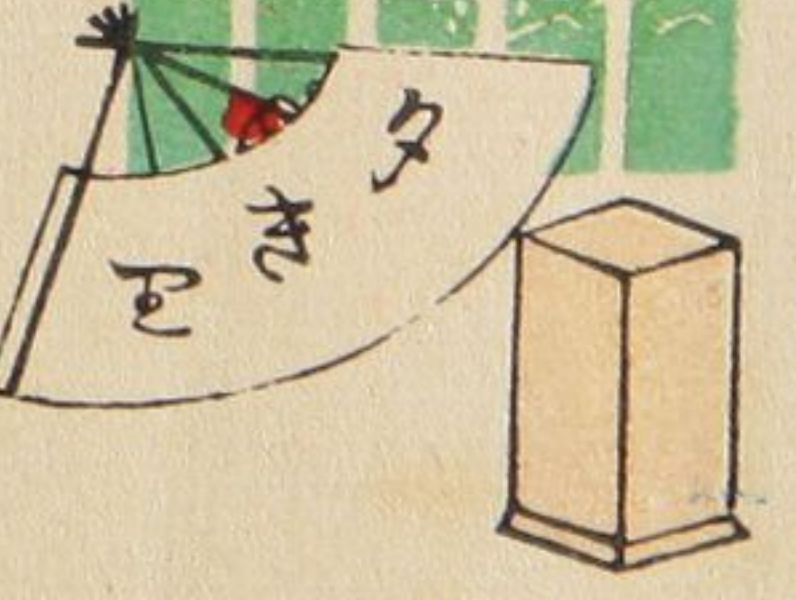

八



五














三



五









浪速扇



久保田扇舗製

大阪市心齋橋一丁目

電話南三三三番

